

# California Fast Facts

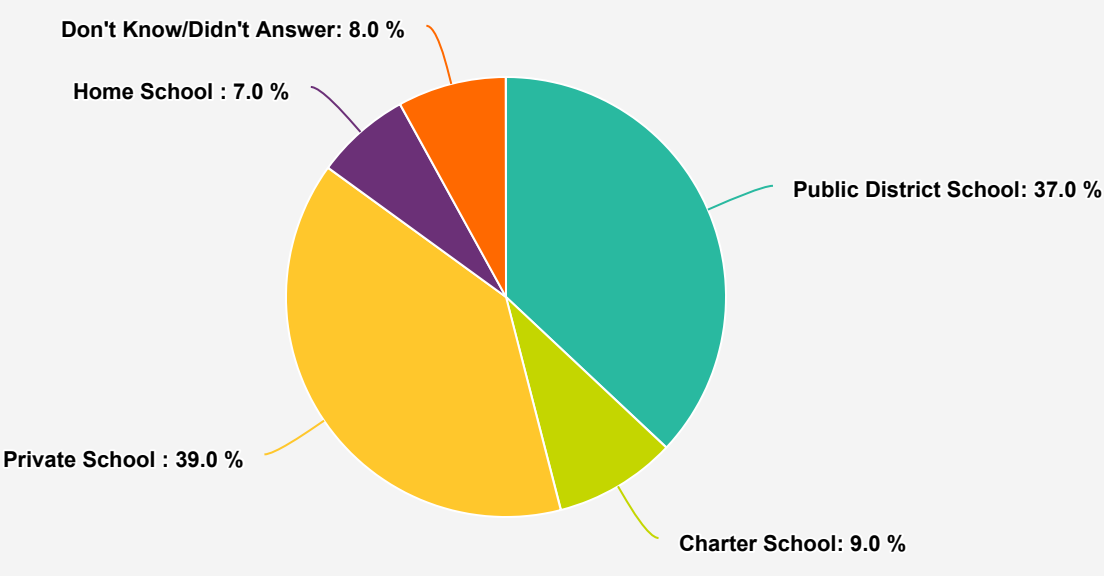


**35%**

Californians think K-12 education in California is headed in the right direction.

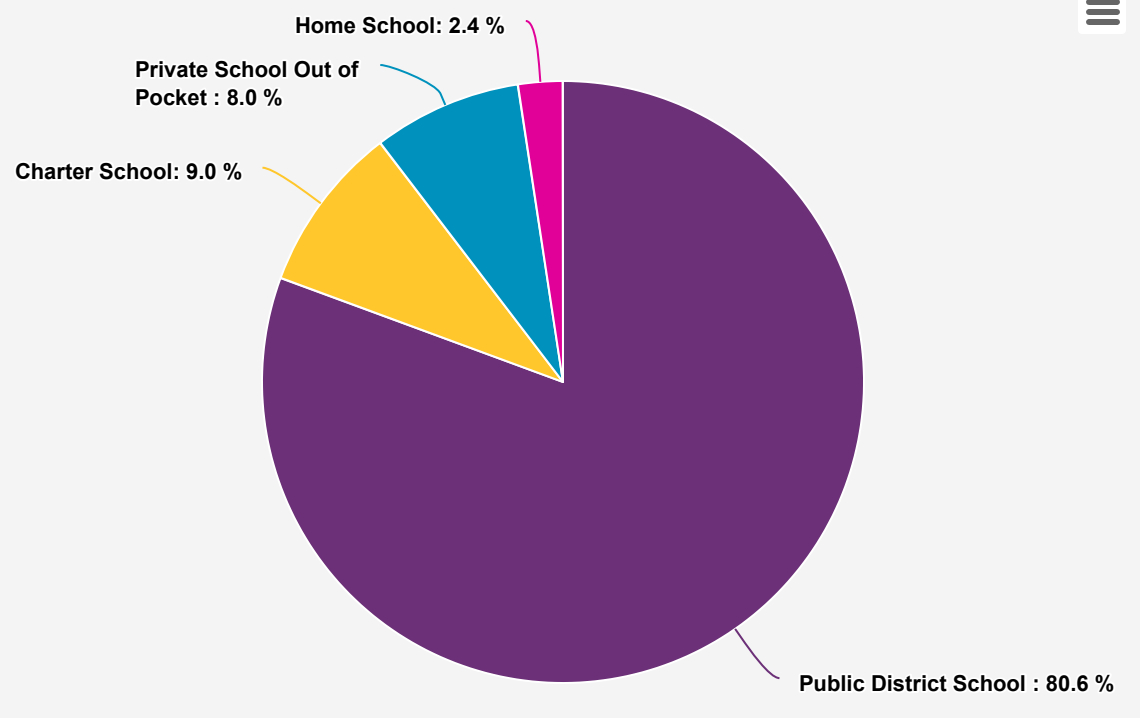
[EdChoice Public Opinion Tracker >](#)

## California Parents' Schooling Preferences



[EdChoice Public Opinion Tracker >](#)

## Where K-12 California Students Attend School Now



[National Center on Education Statistics >](#)

[a2zhomeschooling.com >](#)

[EdChoice School Choice in America Dashboard >](#)



**68%**

Californians support Education Savings Accounts.

[EdChoice Public Opinion Tracker >](#)

## California K-12 Education Spending

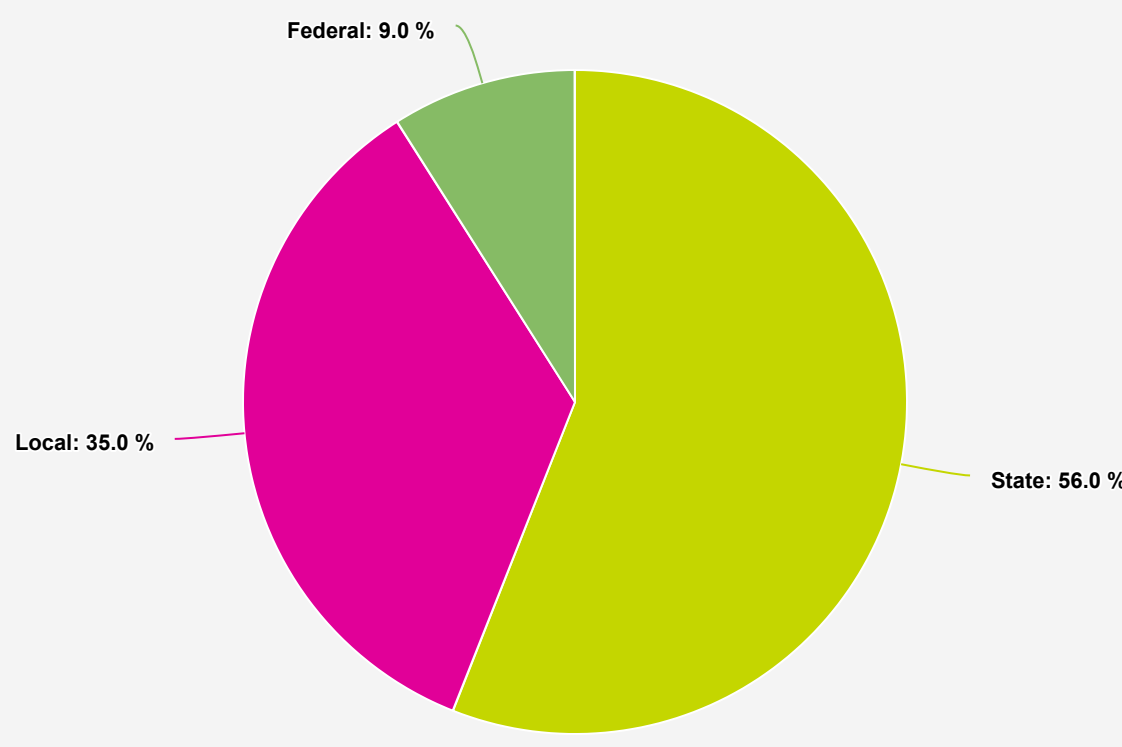
# \$92 Billion

Total California Public Education Revenue

U.S. Department of Education, NCES, Common Core of Data (CCD)

Data last updated 3/2020.

## California Public Education Funding Sources



U.S. Department of Education, NCES, Common Core of Data (CCD)

Data last updated 3/2020.

## School Spending/Costs By Sector

**\$14,659**

Avg. California Total Spending Per Pupil (Public)

**\$11,004**

Avg. National Private K-12 Tuition Per Pupil

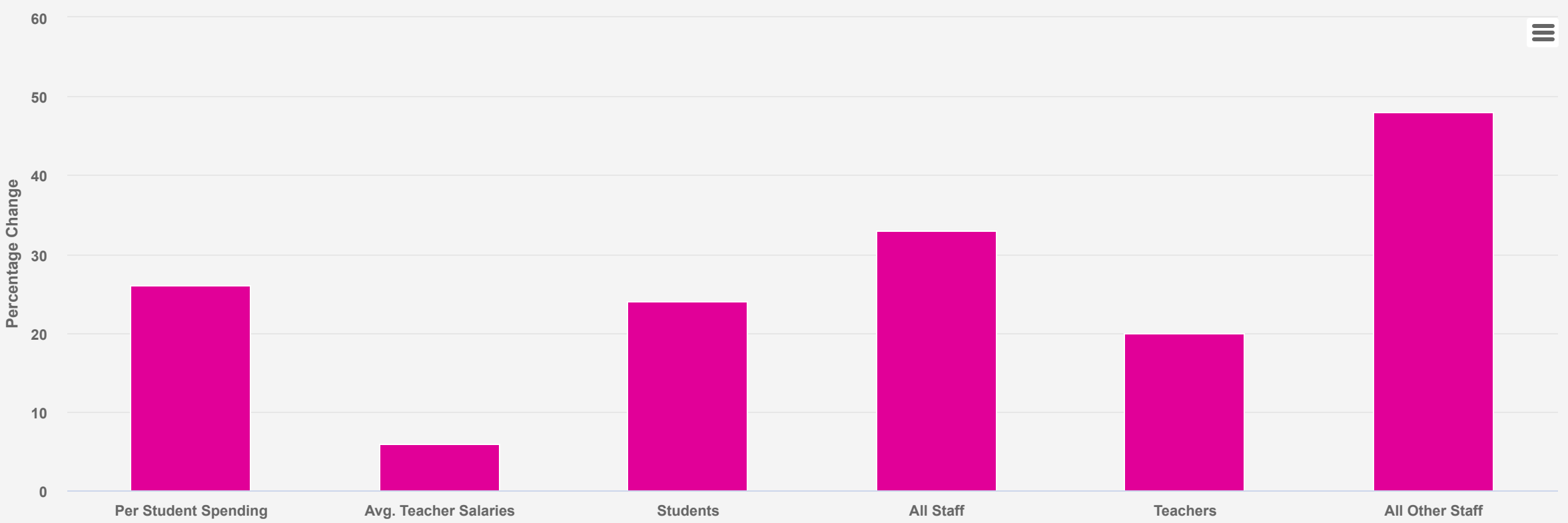
[Private School Review >](#)

[Schooling in America Dashboard >](#)

U.S. Department of Education, NCES, Common Core of Data (CCD)

Data last updated 3/2020.

## California Public School Hiring and Salary Trends Since 1992



[National Center on Education Statistics >](#)

[EdChoice Private School Choice Fiscal Calculations](#)

### INTER-DISTRICT

In California it is the receiving district's responsibility to provide transportation, with FRL-eligible students receiving additional assistance.

### CHARTER SCHOOL

In California, charter transportation funding is in the funding formula.

### PRIVATE SCHOOL

California does not allow state dollars to be used to transport private school students