

Georgia Fast Facts

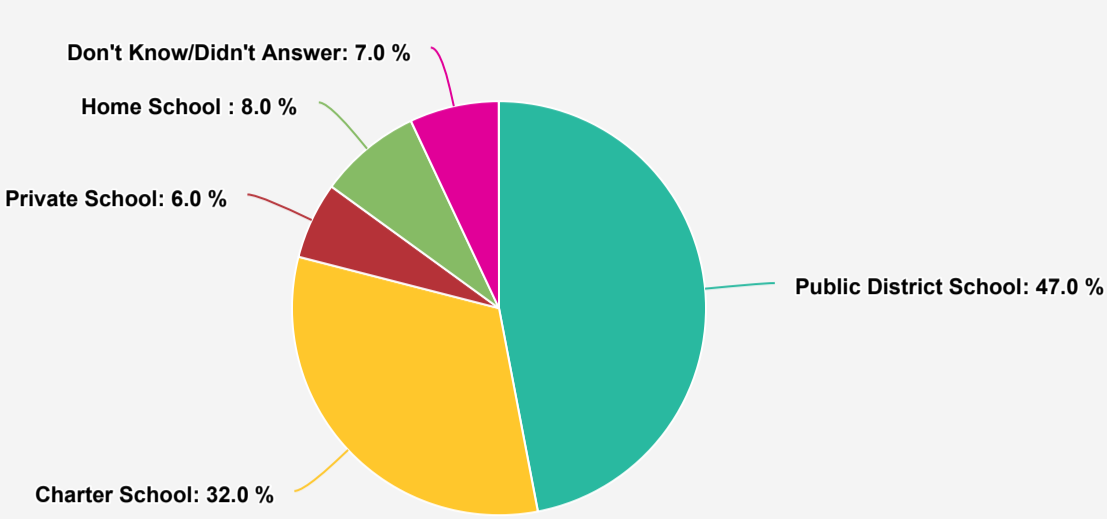


40%

Georgians think K-12 education in Georgia is headed in the right direction.

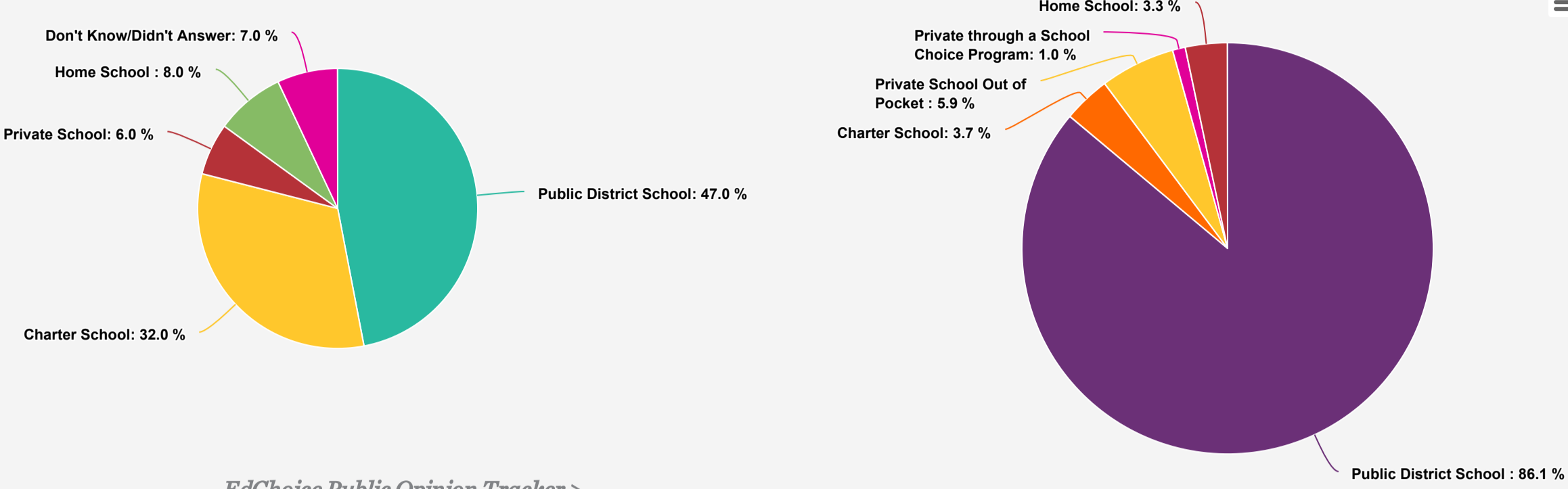
[EdChoice Public Opinion Tracker >](#)

Georgia Parents' Schooling Preferences



[EdChoice Public Opinion Tracker >](#)

Where K-12 Georgia Students Attend School Now



[National Center on Education Statistics >](#)

[a2zhomeschooling.com >](#)

[EdChoice School Choice in America Dashboard >](#)

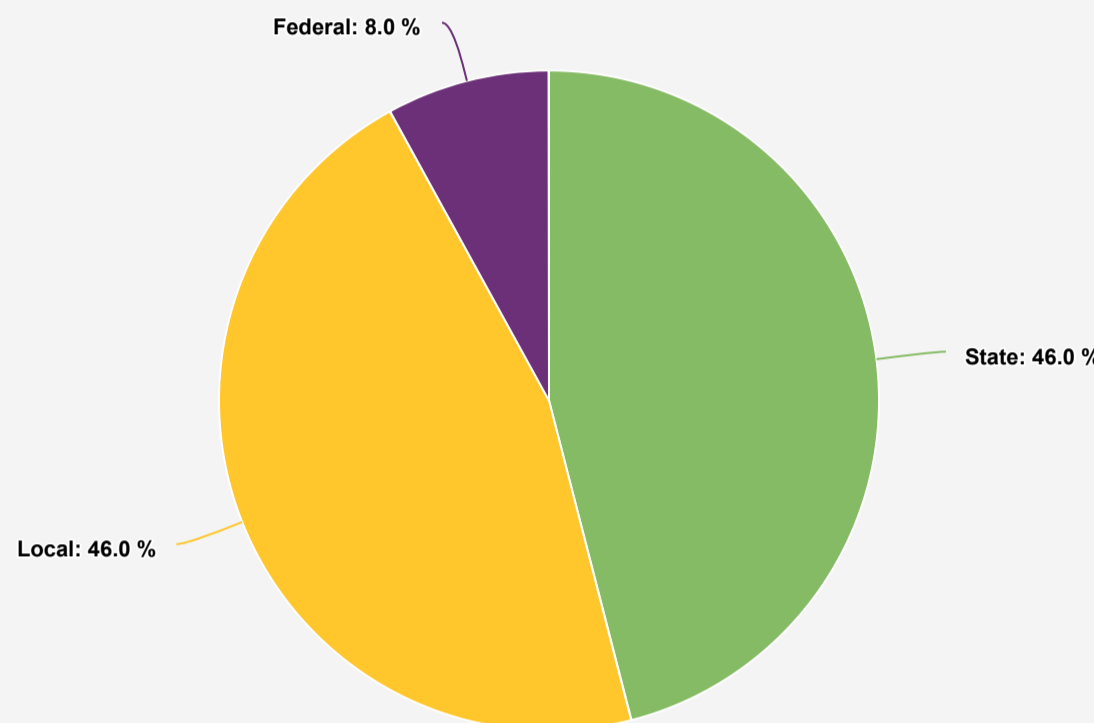
Georgia K-12 Education Spending **\$23.3 Billion**

Total Georgia Public Education Revenue

U.S. Department of Education,
NCES, Common Core of Data
(CCD)

Data last updated 3/2020.

Georgia Public Education Funding Sources



U.S. Department of Education, NCES, Common Core of Data (CCD)

Data last updated 3/2020.

School Spending/Costs By Sector

\$12,304

Avg. Georgia Total Spending Per Pupil (Public)

\$7,623

Avg. Georgia Total Spending Per Pupil (Charter)

\$11,004

Avg. National Private K-12 Tuition Per Pupil

\$6,814

Avg. Cost Per Pupil (Georgia Special Needs Scholarship Program)

\$4,560

Avg. Cost Per Pupil (Qualified Education Expense Tax Credit)

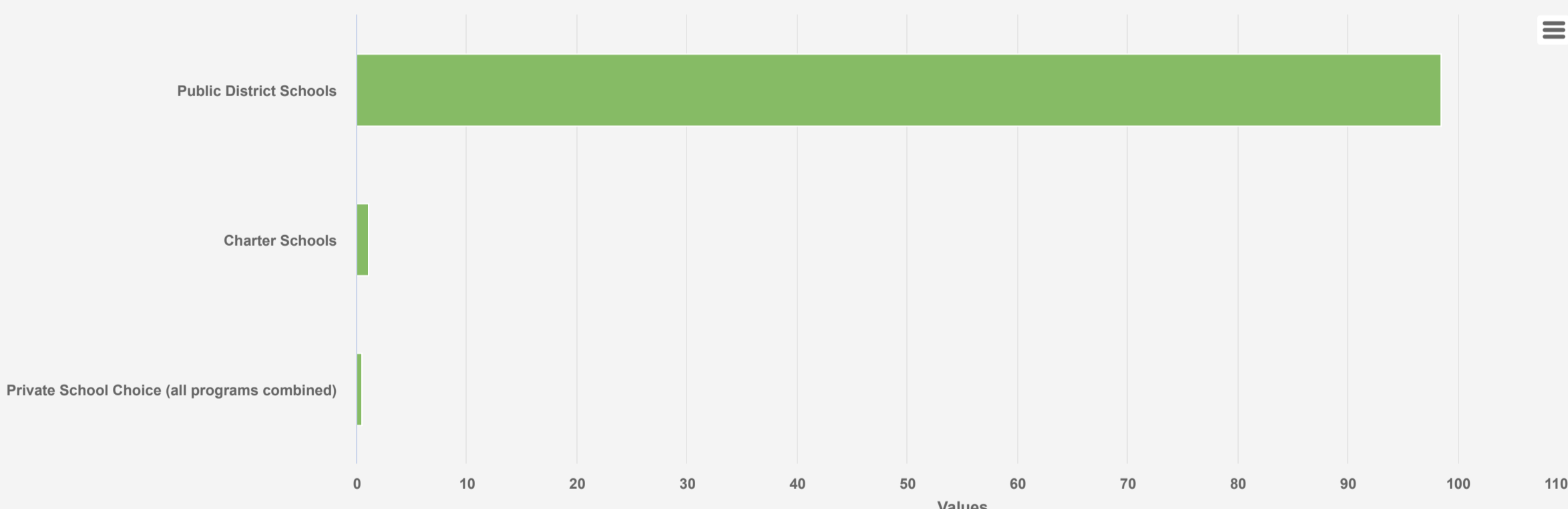
[Private School Review >](#)

[Schooling in America Dashboard >](#)

U.S. Department of Education,
NCES, Common Core of Data
(CCD)

Data last updated 3/2020.

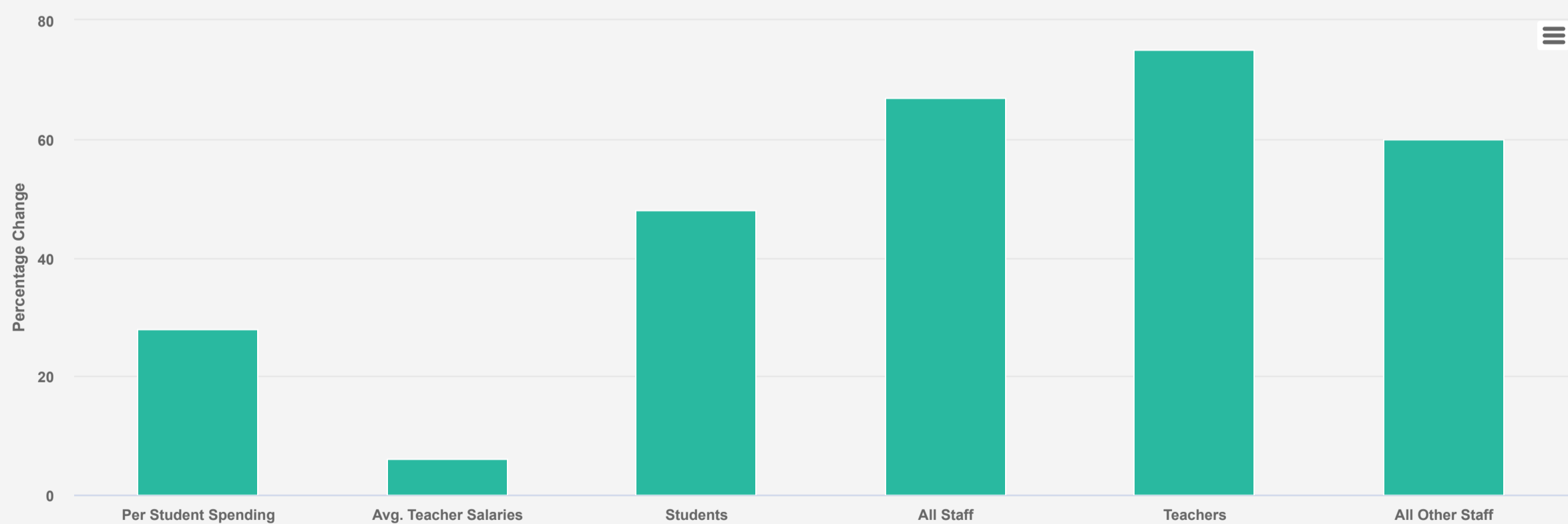
Georgia Education Spending Out of Total



U.S. Department of Education, NCES, Common Core of Data (CCD)

Data last updated 3/2020.

Georgia Public School Hiring and Salary Trends Since 1992



[National Center on Education Statistics >](#)

EdChoice Private School Choice Fiscal Calculations

INTER-DISTRICT

Districts may contract for each other for inter-district transportation, but parents are otherwise responsible.

CHARTER SCHOOL

Charter schools can contract with local districts for transportation services.

PRIVATE SCHOOL

Georgia does not provide transportation for private school students.