

Illinois Fast Facts

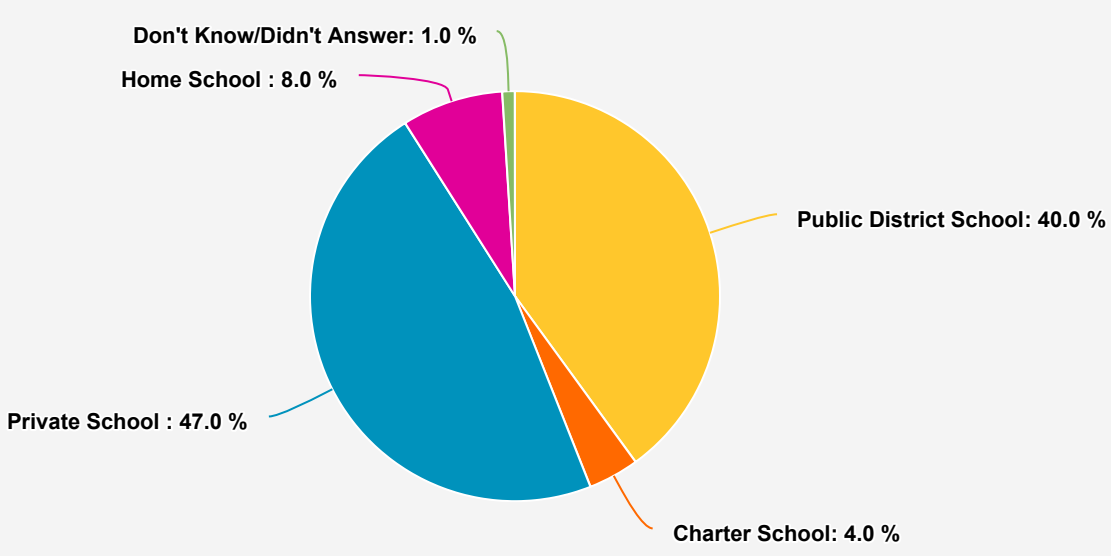


35%

Illinois residents think K-12 education in Illinois is headed in the right direction.

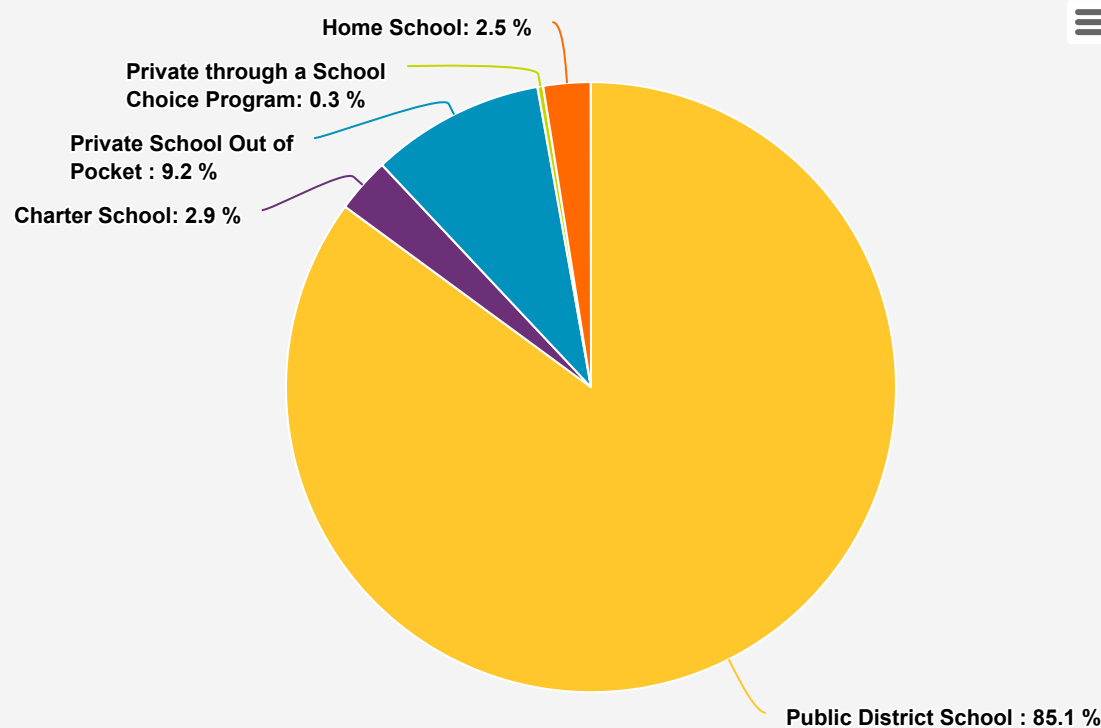
[EdChoice Public Opinion Tracker >](#)

Illinois Parents' Schooling Preferences If Cost and Transportation Weren't Factors



[EdChoice Public Opinion Tracker >](#)

Where K-12 Illinois Students Attend School Now



[National Center on Education Statistics >](#)

[a2zhomeschooling.com >](#)

[EdChoice School Choice in America Dashboard >](#)

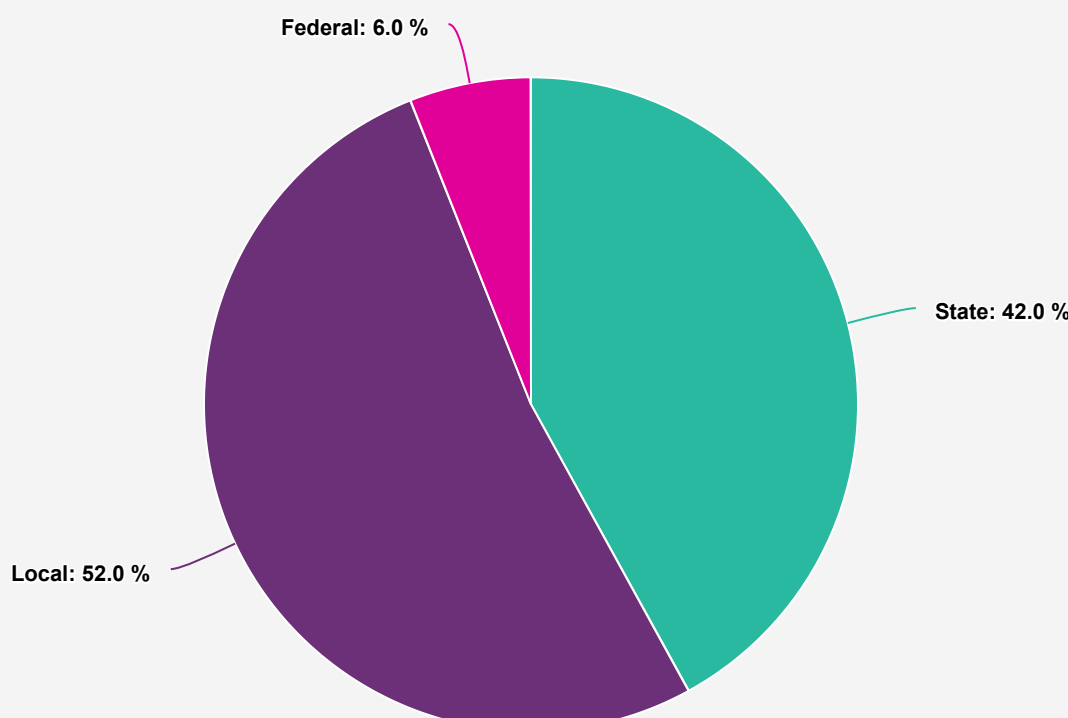
Illinois K-12 Education Spending \$37.0 Billion

Total Illinois Public Education Revenue

U.S. Department of Education, NCES, Common Core of Data (CCD)

Data last updated 3/2020.

Illinois Public Education Funding Sources



U.S. Department of Education, NCES, Common Core of Data (CCD)

Data last updated 3/2020.

School Spending/Costs By Sector

\$17,629

Avg. Illinois Total Spending Per Pupil (Public)

\$11,004

Avg. National Private K-12 Tuition Per Pupil

\$244

Avg. Cost Per Pupil (Tax Credits for Educational Expenses)

\$7,132

Avg. Cost Per Pupil (Invest in Kids Program)

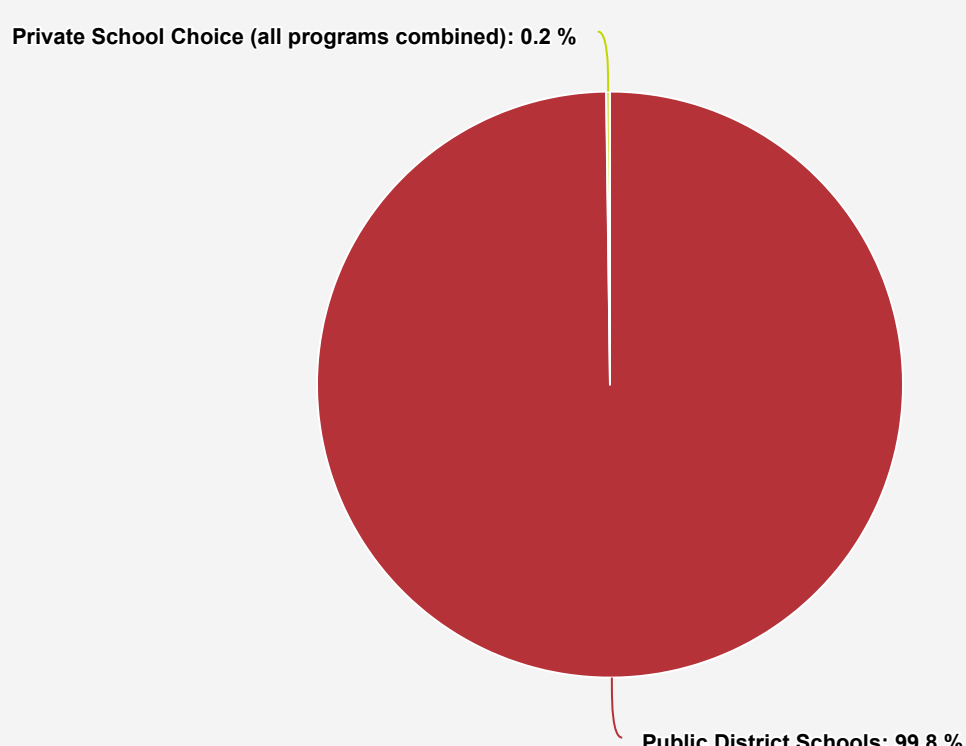
[Private School Review >](#)

[Schooling in America Dashboard >](#)

U.S. Department of Education, NCES, Common Core of Data (CCD)

Data last updated 3/2020.

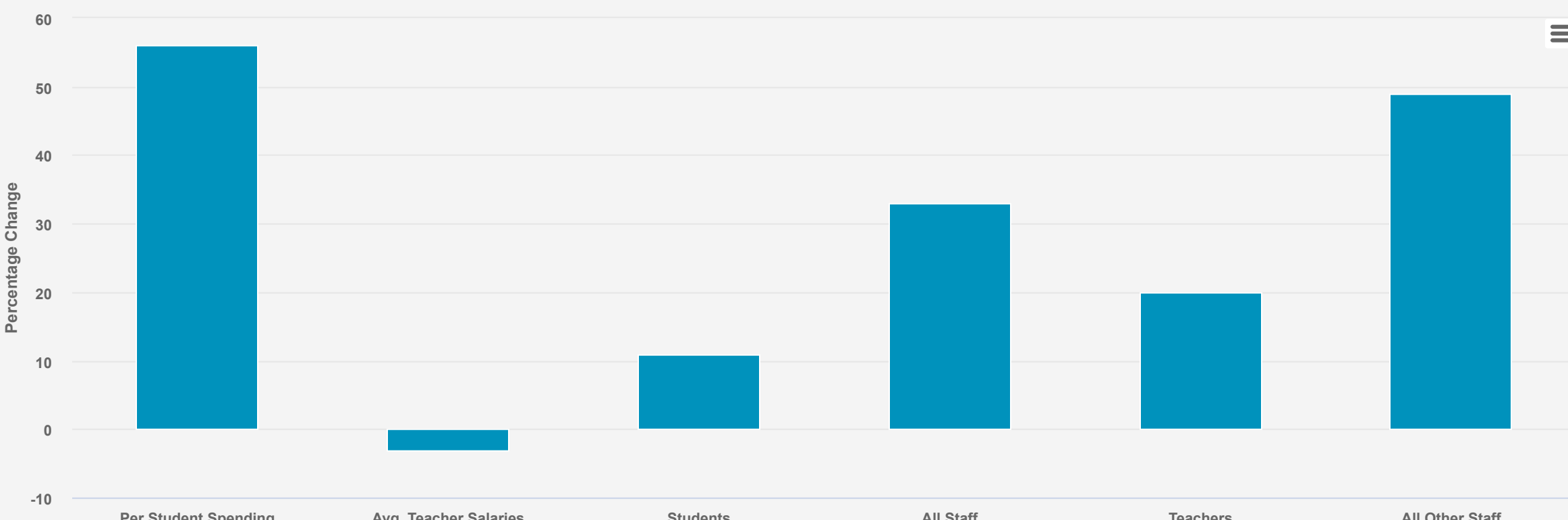
Illinois Education Spending Out of Total



U.S. Department of Education, NCES, Common Core of Data (CCD)

Data last updated 3/2020.

Illinois Public School Hiring and Salary Trends since 1992



[National Center on Education Statistics >](#)

[EdChoice Private School Choice Fiscal Calculations](#)

INTER-DISTRICT

Illinois requires sending districts to provide transportation for students with special needs transferring between districts.

CHARTER SCHOOL

Illinois allows charter school students to be transported along existing bus routes.

PRIVATE SCHOOL

Illinois allows private school students to be transported along existing bus routes.