

# Kentucky Fast Facts

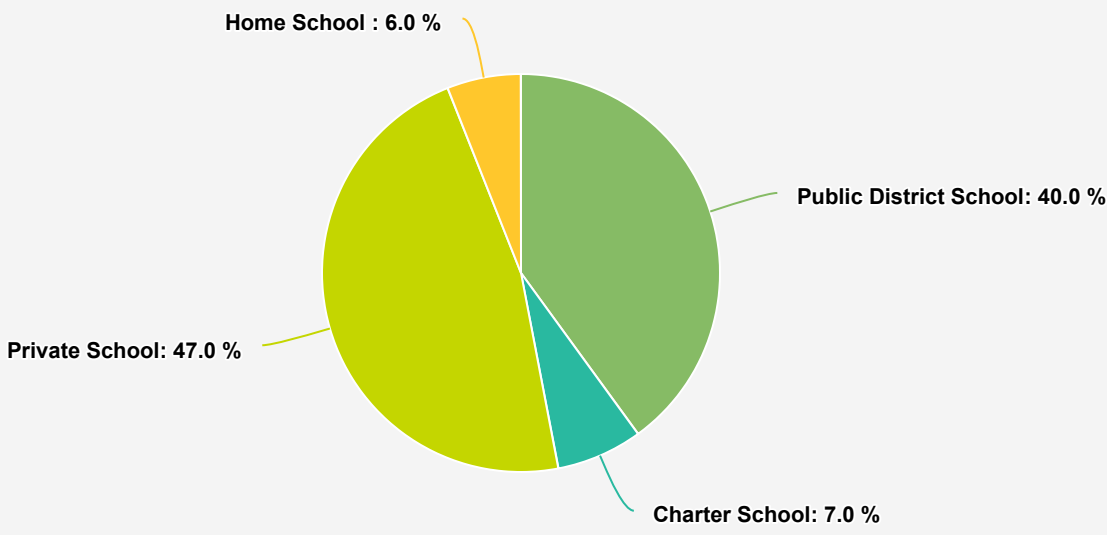


**35%**

Kentucky residents think K-12 education in Kentucky is headed in the right direction.

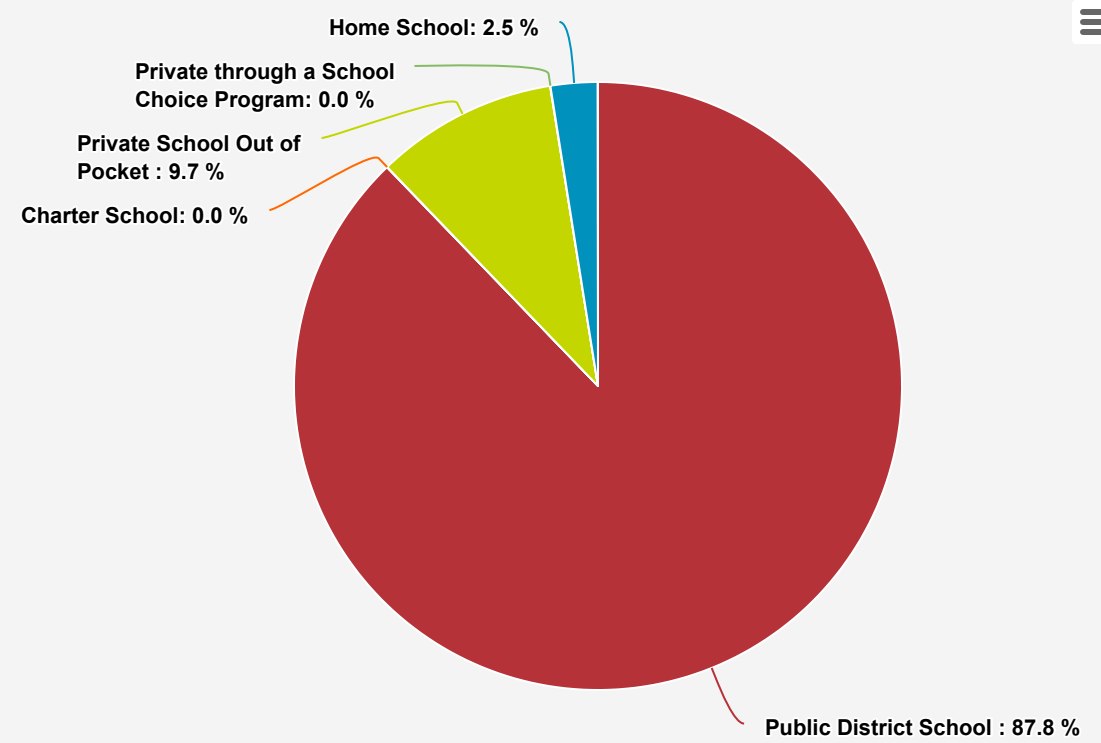
[EdChoice Public Opinion Tracker >](#)

## Kentucky Parents' Schooling Preferences



[EdChoice Public Opinion Tracker >](#)

## Where K-12 Kentucky Students Attend School Now



[National Center on Education Statistics >](#)

[a2zhomeschooling.com >](#)

[EdChoice School Choice in America Dashboard >](#)

## Kentucky K-12 Education Spending

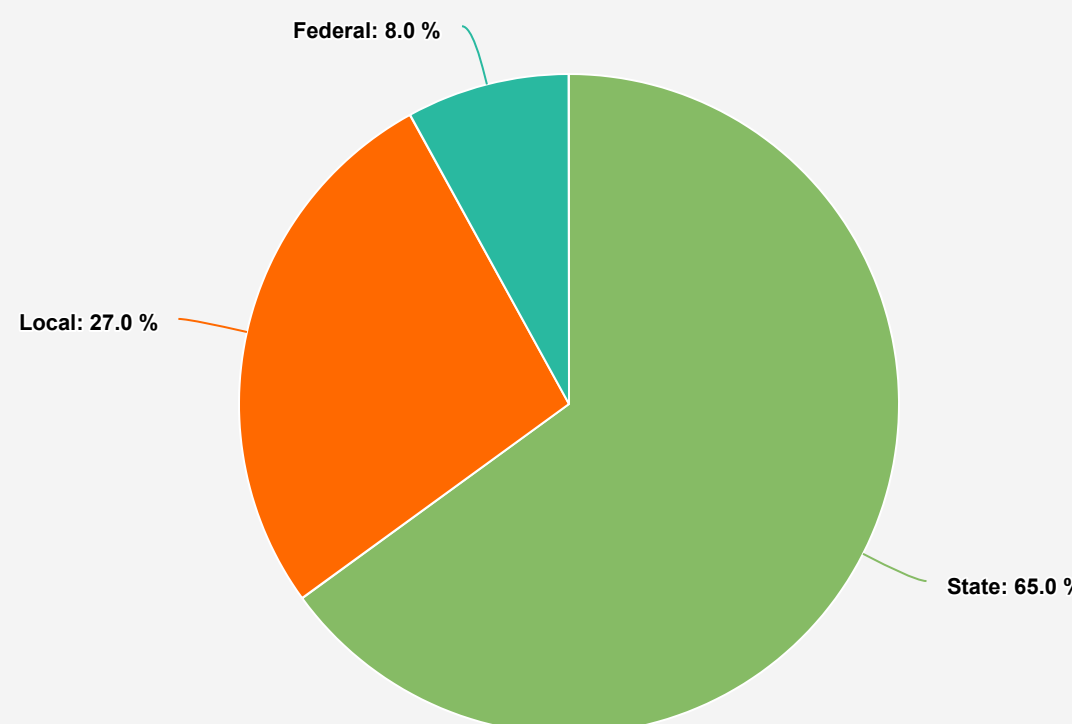
# \$8.5 Billion

Total Kentucky Public Education Revenue

U.S. Department of Education,  
NCES, Common Core of Data  
(CCD)

Data last updated 3/2020.

## Kentucky Public Education Funding Sources



U.S. Department of Education, NCES, Common Core of Data (CCD)

Data last updated 3/2020.

## School Spending/Costs By Sector

**\$12,603**

Avg. Kentucky Total Spending Per Pupil (Public)

**\$11,004**

Avg. National Private K-12 Tuition Per Pupil

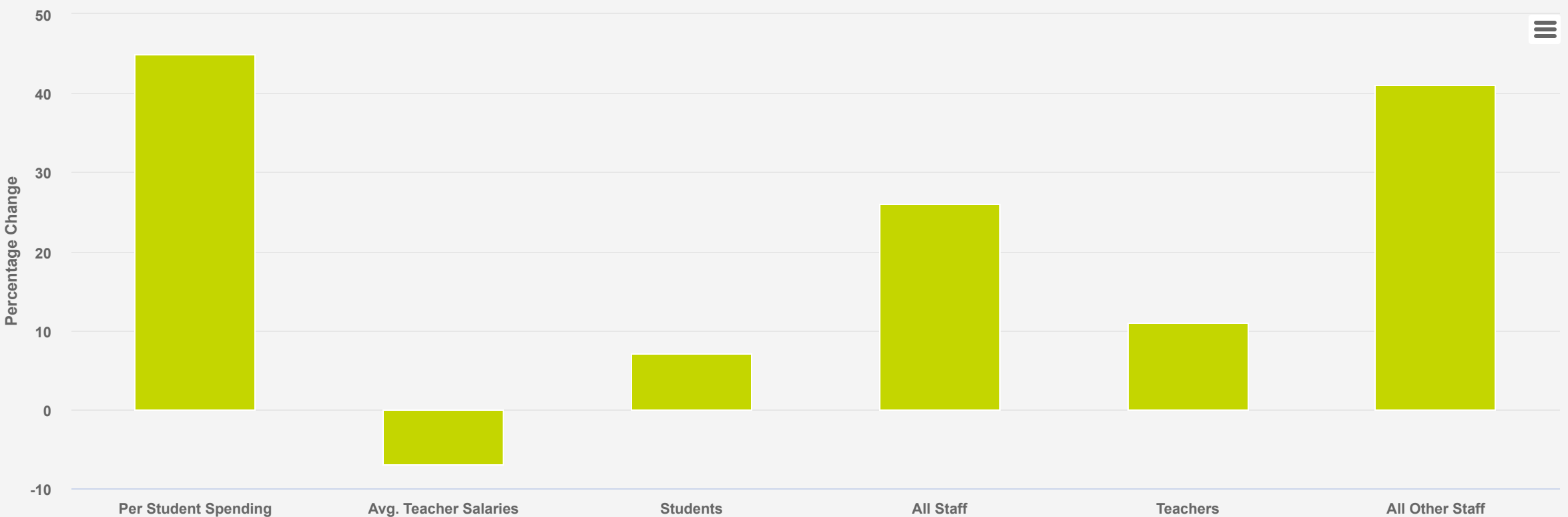
[Private School Review >](#)

[Schooling in America Dashboard >](#)

U.S. Department of Education,  
NCES, Common Core of Data  
(CCD)

Data last updated 3/2020.

## Kentucky Public School Hiring and Salary Trends since 1992



[National Center on Education Statistics >](#)

[EdChoice Private School Choice Fiscal Calculations](#)

### INTER-DISTRICT

Kentucky does not provide transportation for students who transfer between districts.

### CHARTER SCHOOL

Kentucky does not have charter schools.

### PRIVATE SCHOOL

Kentucky does not require or provide transportation of private school students.