

# Massachusetts Fast Facts

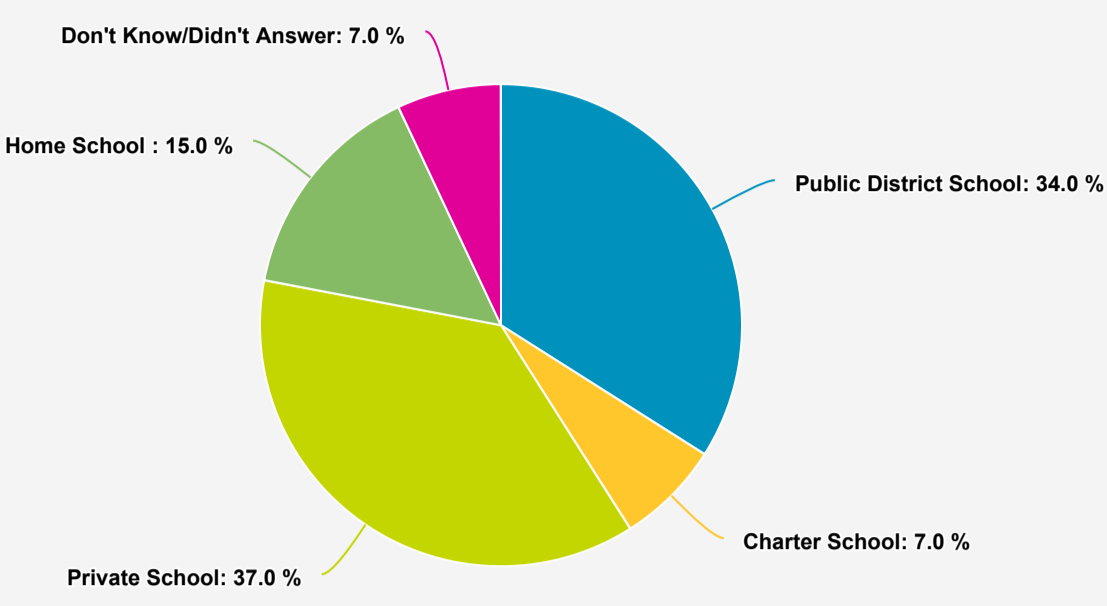


**48%**

Massachusetts Residents think K-12 education in Massachusetts is headed in the right direction.

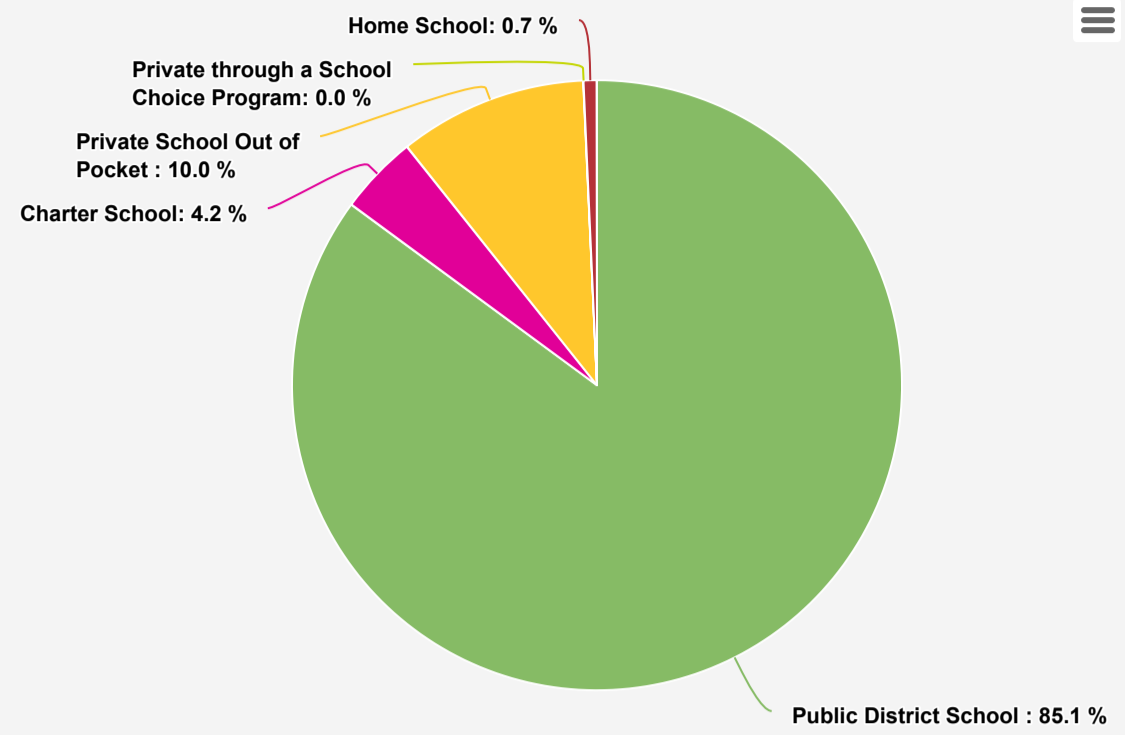
[EdChoice Public Opinion Tracker >](#)

## Massachusetts Parents' Schooling Preferences



[EdChoice Public Opinion Tracker >](#)

## Where K-12 Massachusetts Students Attend School Now



[National Center on Education Statistics >](#)

[a2zhomeschooling.com >](#)

[EdChoice School Choice in America Dashboard >](#)

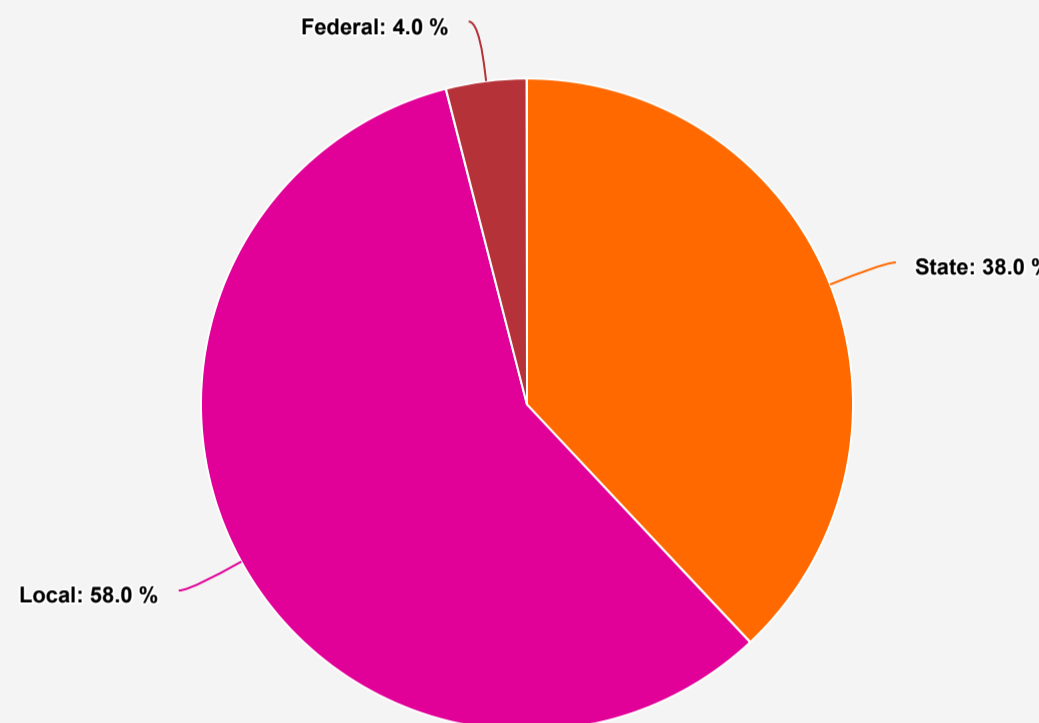
## Massachusetts K-12 Education Spending **\$18.6 Billion**

Total Massachusetts Public Education Revenue

U.S. Department of Education, NCES, Common Core of Data (CCD)

Data last updated 3/2020.

## Massachusetts Public Education Funding Sources



U.S. Department of Education, NCES, Common Core of Data (CCD)

Data last updated 3/2020.

## School Spending/Costs By Sector

**\$20,581**

Avg. Massachusetts Total Spending Per Pupil (Public)

**\$18,965**

Avg. Massachusetts Total Spending Per Pupil (Charter)

**\$11,004**

Avg. National Private K-12 Tuition Per Pupil

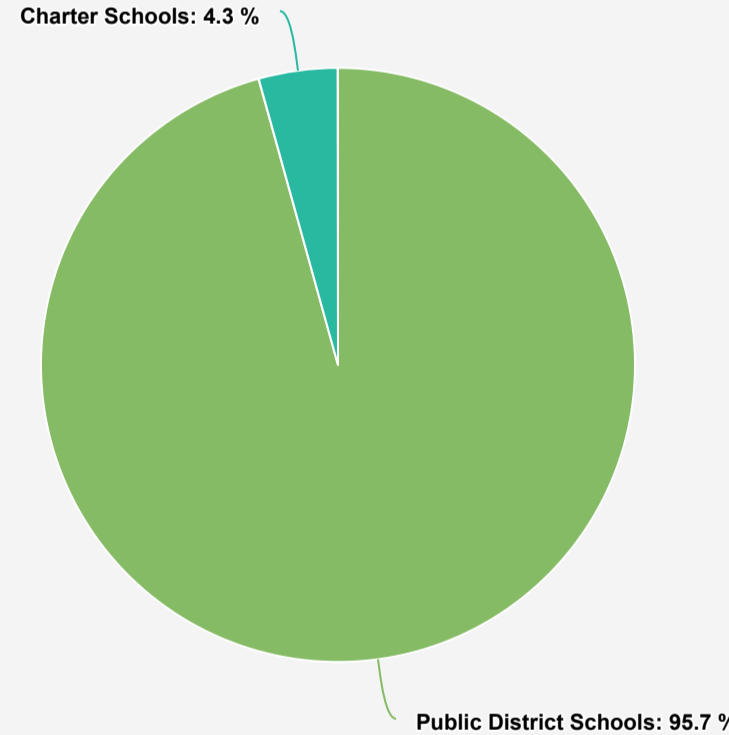
[Private School Review >](#)

[Schooling in America Dashboard >](#)

U.S. Department of Education, NCES, Common Core of Data (CCD)

Data last updated 3/2020.

## Massachusetts Education Spending Out of Total

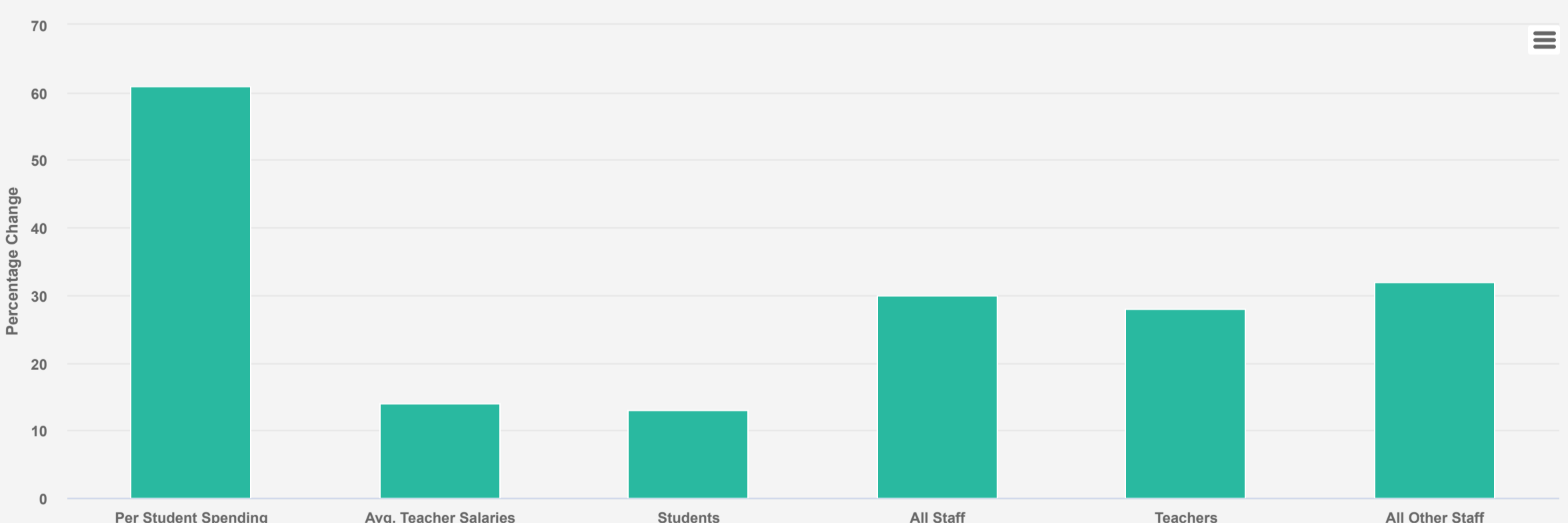


Spending Out of Total

U.S. Department of Education, NCES, Common Core of Data (CCD)

Data last updated 3/2020.

## Massachusetts Public School Hiring and Salary Trends since 1992



[National Center on Education Statistics >](#)

EdChoice Private School Choice Fiscal Calculations

### INTER-DISTRICT

The state of Massachusetts pays for inter-district transfers when transfers address "racial imbalances," as well as sometimes for FRL students.

### CHARTER SCHOOL

School districts provide transportation to students in their district attending charter schools in their district.

### PRIVATE SCHOOL

Public school districts are not allowed to provide transportation to private school students.