

Missouri Fast Facts

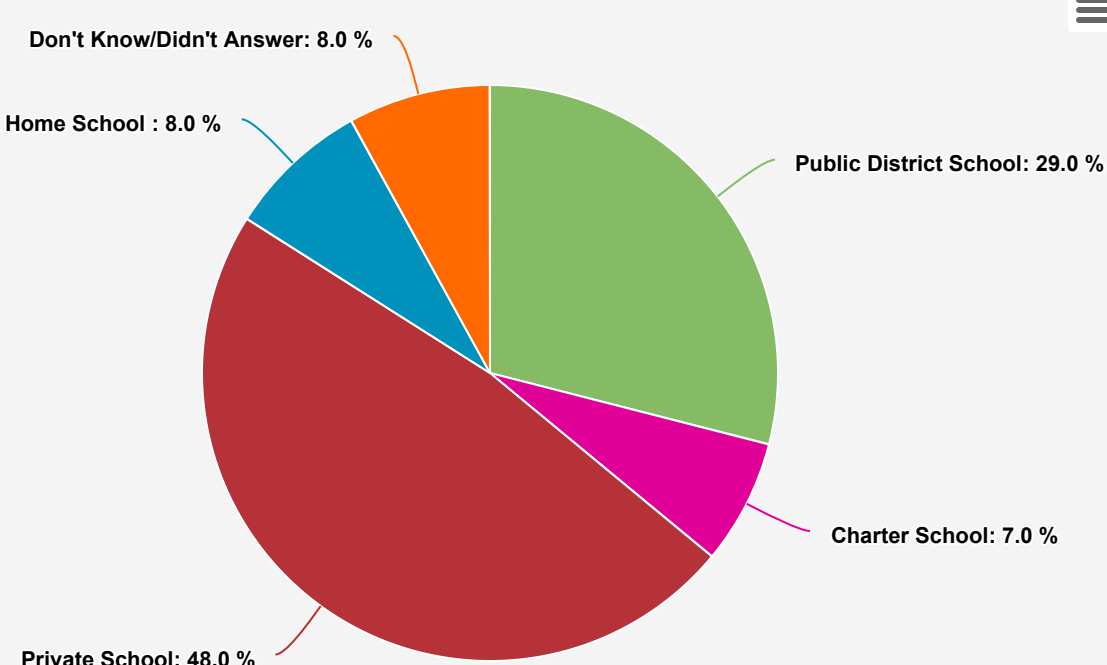


35%

Missouri Residents think K–12 education in Missouri is headed in the right direction.

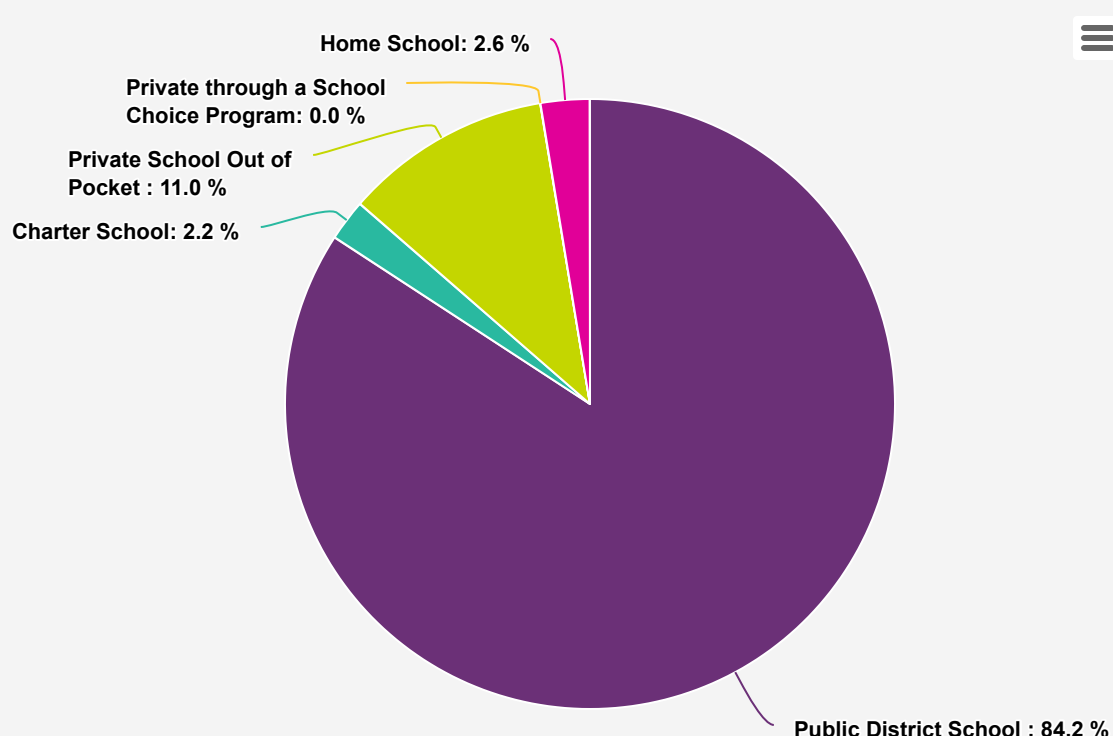
[EdChoice Public Opinion Tracker >](#)

Missouri Parents' Schooling Preferences



[EdChoice Public Opinion Tracker >](#)

Where K–12 Missouri Students Attend School Now



[National Center on Education Statistics >](#)

[a2zhomeschooling.com >](#)

[EdChoice School Choice in America Dashboard >](#)

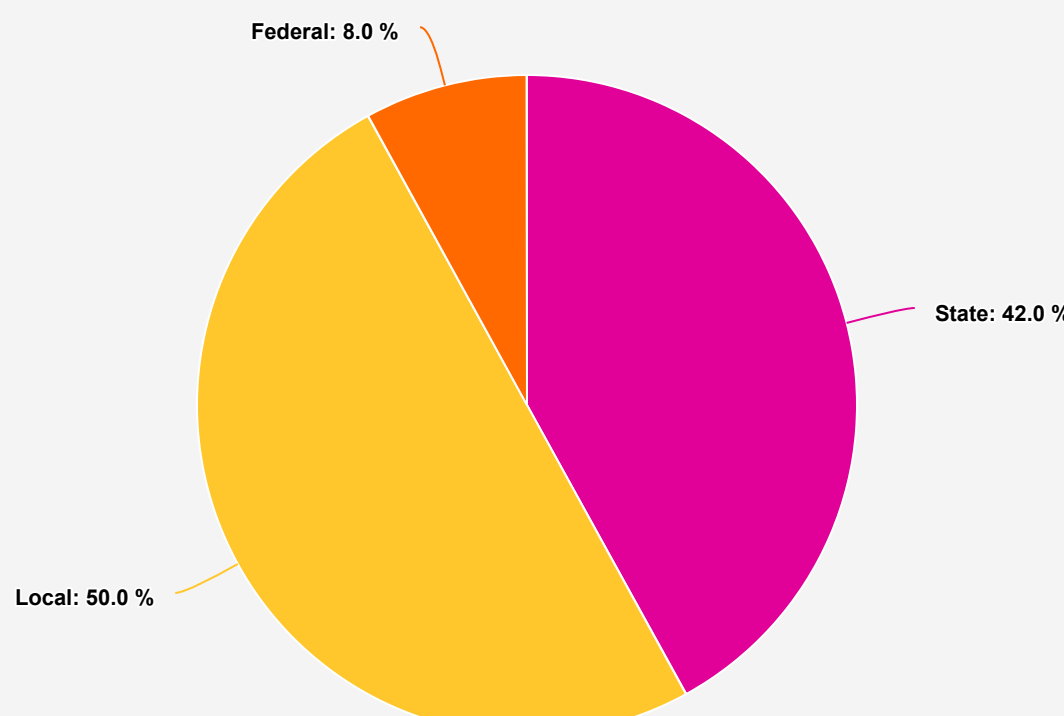
Missouri K–12 Education Spending **\$11.5 Billion**

Total Missouri Public Education Revenue

U.S. Department of Education,
NCES, Common Core of Data
(CCD)

Data last updated 3/2020.

Missouri Public Education Funding Sources



U.S. Department of Education, NCES, Common Core of Data (CCD)

Data last updated 3/2020.

School Spending/Costs By Sector

\$12,866

Avg. Missouri Total Spending Per Pupil (Public)

\$14,210

Avg. Missouri Total Spending Per Pupil (Charter)

\$11,004

Avg. National Private K–12 Tuition Per Pupil

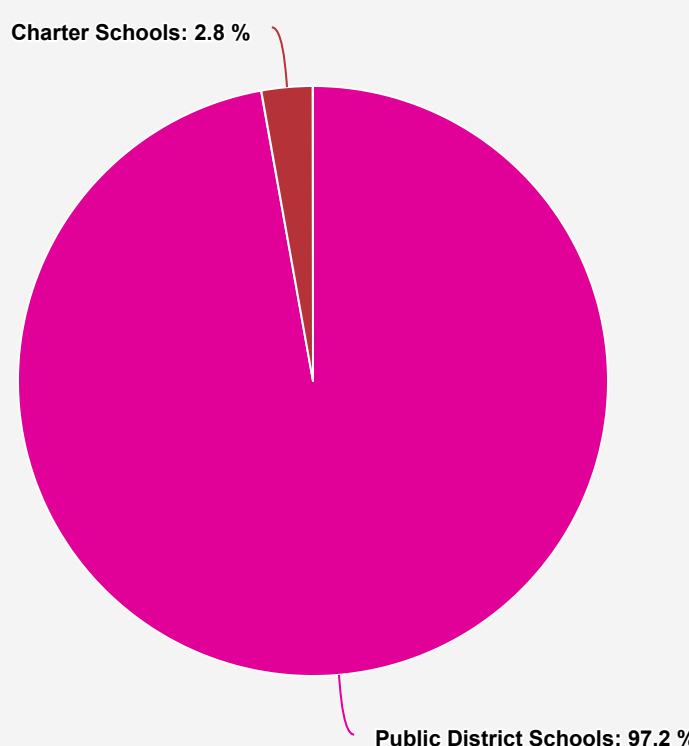
[Private School Review >](#)

[Schooling in America Dashboard >](#)

U.S. Department of Education,
NCES, Common Core of Data
(CCD)

Data last updated 3/2020.

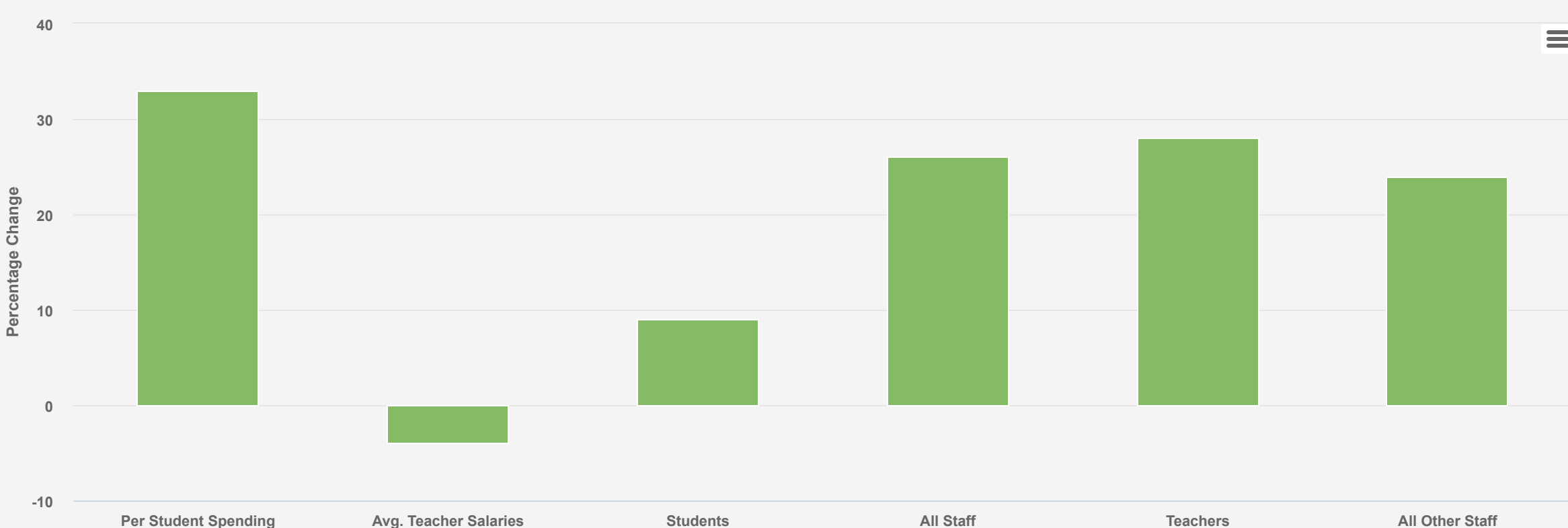
Missouri Education Spending Out of Total



U.S. Department of Education, NCES, Common Core of Data (CCD)

Data last updated 3/2020.

Missouri Public School Hiring and Salary Trends since 1992



[National Center on Education Statistics >](#)

EdChoice Private School Choice Fiscal Calculations

INTER-DISTRICT

The sending district is responsible for providing transportation for students attending another school if their assigned school is unaccredited. A desegregation program in the St. Louis area also provides funding for transfers specific to that program.

CHARTER SCHOOL

Charter schools are eligible for state transportation funding.

PRIVATE SCHOOL

Private school students cannot be transported on public school buses.

State Student Transportation Statutes

Inter-District: Mo. Stat. Ann. §162.1060, §

167.131