

# Virginia Fast Facts

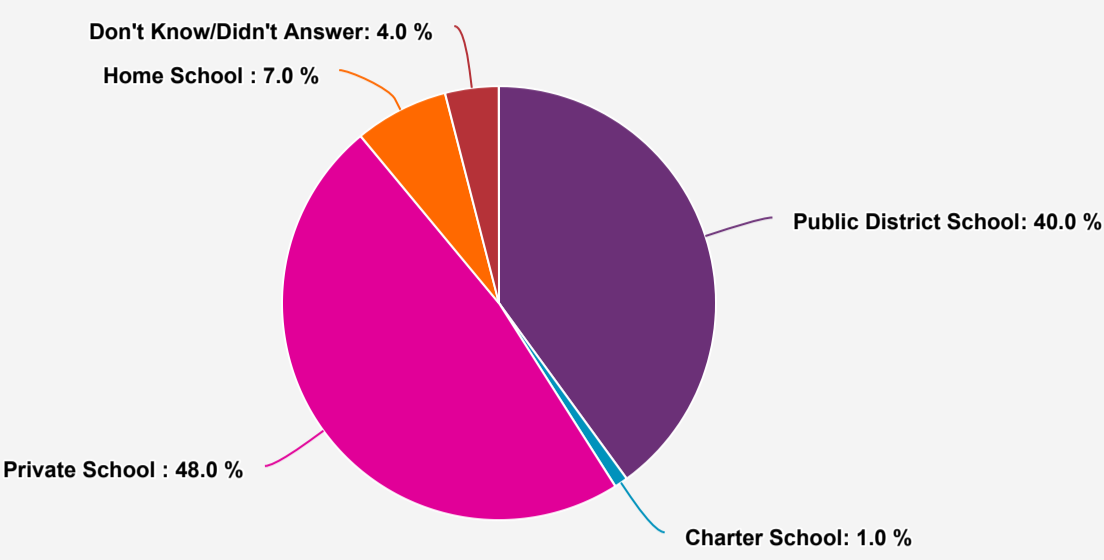


**39%**

Virginians think K-12 education in Virginia is headed in the right direction.

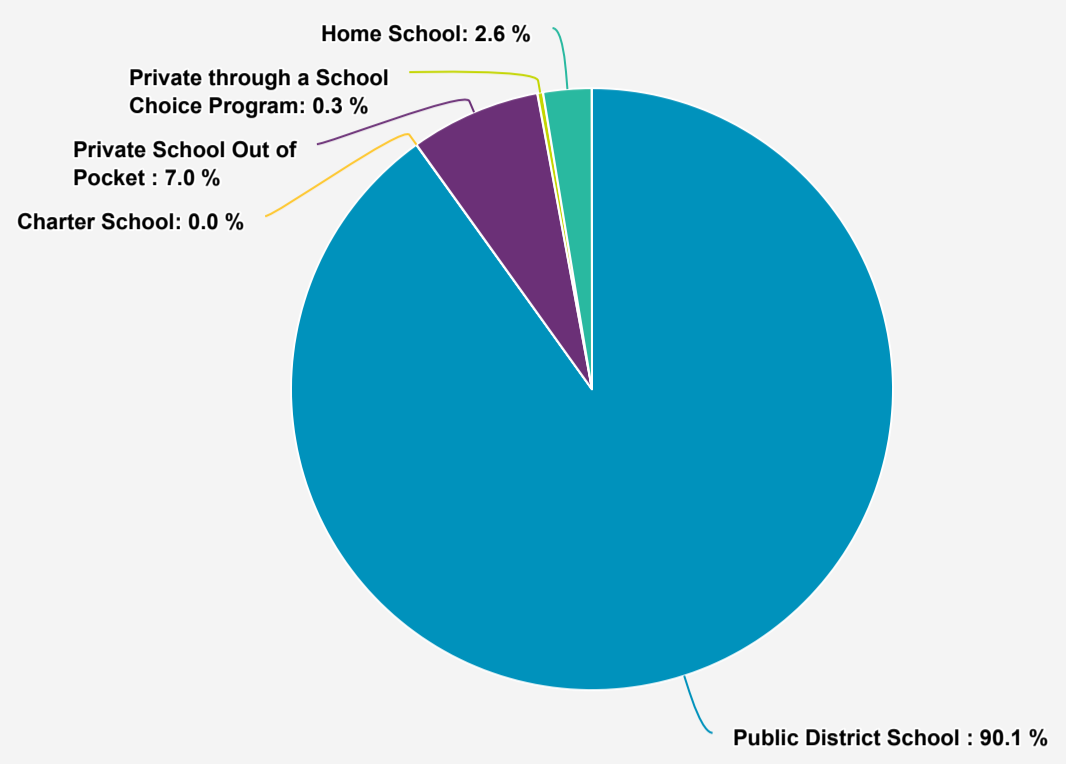
[EdChoice Public Opinion Tracker >](#)

## Virginia Parents' Schooling Preferences



[EdChoice Public Opinion Tracker >](#)

## Where K-12 Virginia Students Attend School Now



[National Center on Education Statistics >](#)

[a2homeschooling.com >](#)

[EdChoice School Choice in America Dashboard >](#)

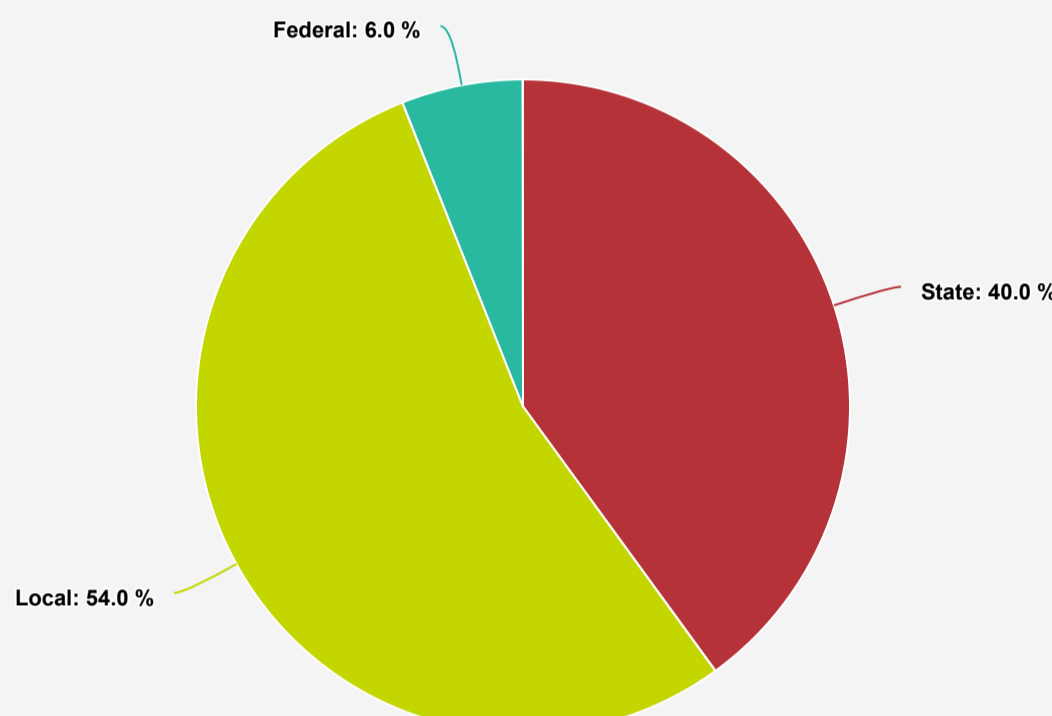
## Virginia K-12 Education Spending \$17 Billion

Total Virginia Public Education Revenue

U.S. Department of Education, NCES, Common Core of Data (CCD)

Data last updated 3/2020.

## Virginia Public Education Funding Sources



U.S. Department of Education, NCES, Common Core of Data (CCD)

Data last updated 3/2020.

## School Spending/Costs By Sector

**\$13,640**

Avg. Virginia Total Spending Per Pupil (Public)

**\$11,004**

Avg. National Private K-12 Tuition Per Pupil

**\$3,065**

Avg. Cost Per Pupil (Education Improvement Scholarships Tax Credits Program)

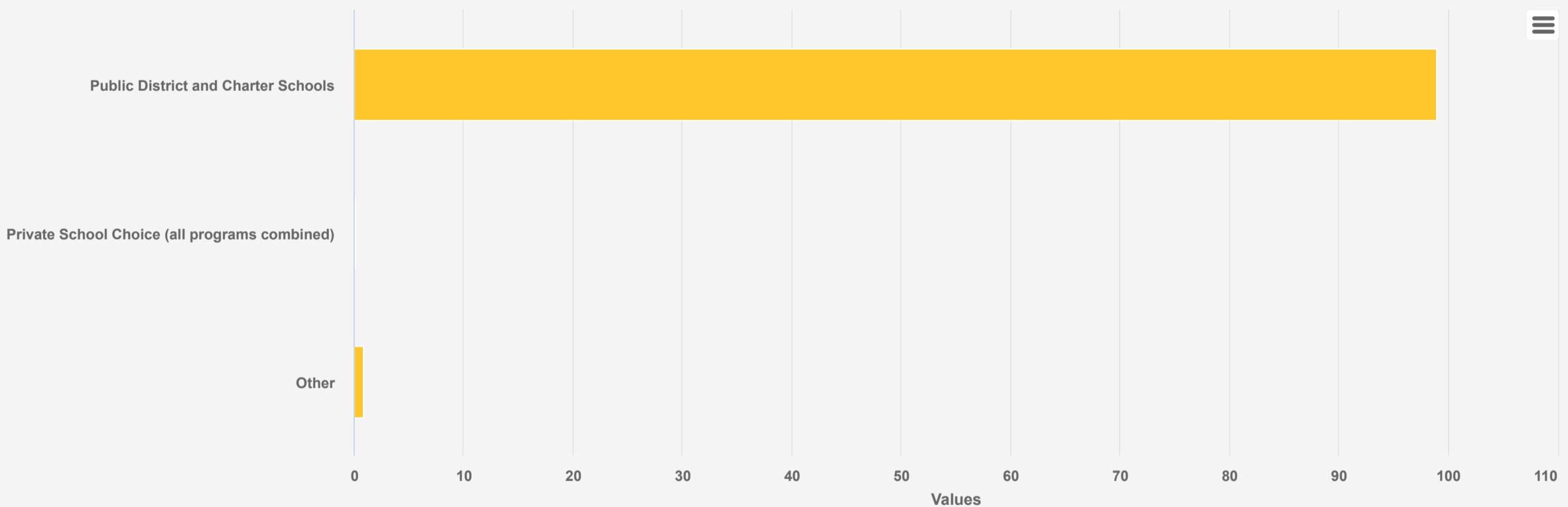
[Private School Review >](#)

[Schooling in America Dashboard >](#)

U.S. Department of Education, NCES, Common Core of Data (CCD)

Data last updated 3/2020.

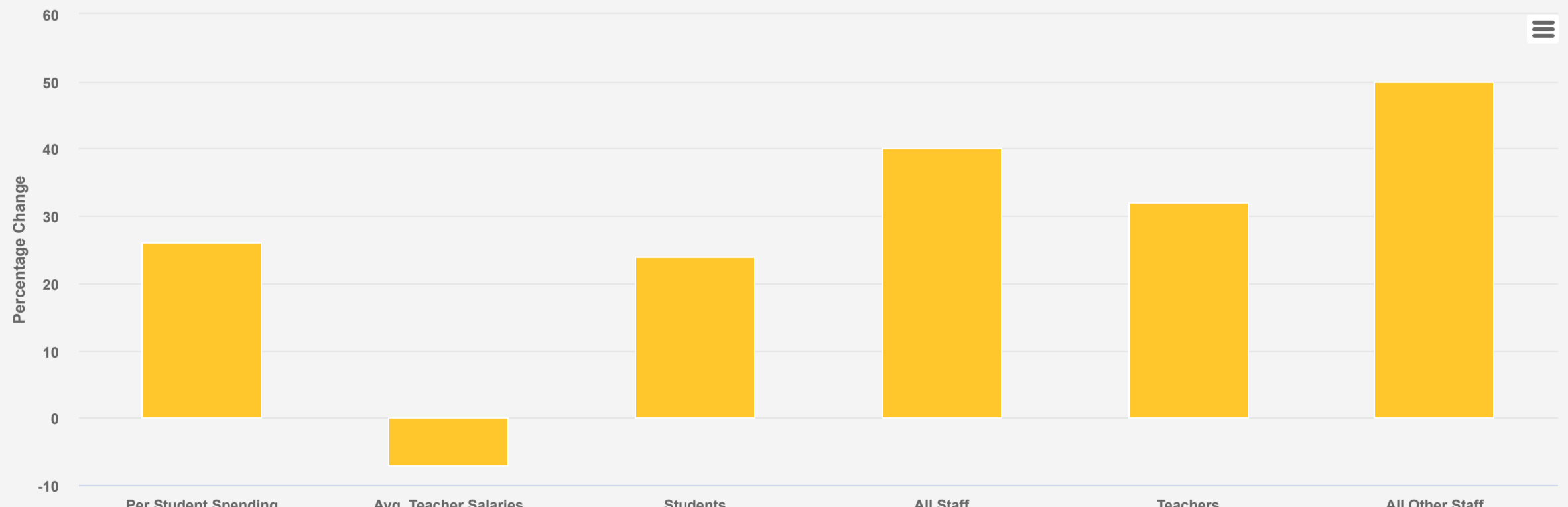
## Virginia Education Spending Out of Total



U.S. Department of Education, NCES, Common Core of Data (CCD)

Data last updated 3/2020.

## Virginia Public School Hiring and Salary Trends Since 1992



[National Center on Education Statistics >](#)

[EdChoice Private School Choice Fiscal Calculations](#)

### INTER-DISTRICT

Virginia does not provide support nor does it require districts to pay for the transportation of inter-district transfer students.

### CHARTER SCHOOL

Virginia does not provide support nor does it require districts to pay for the transportation of charter school students.

### PRIVATE SCHOOL

Local school districts may, though are not required to, enter into agreements with private schools to provide students transportation to and from school.